

「在深圳居住的香港人」
住戶的特徵

Characteristics of Households with
"Hong Kong people having
taken up residence in Shenzhen"





第四章 「在深圳居住的香港人」 住戶的特徵

Chapter 4 Characteristics of Households with "Hong Kong people having taken up residence in Shenzhen"

居所建築類別

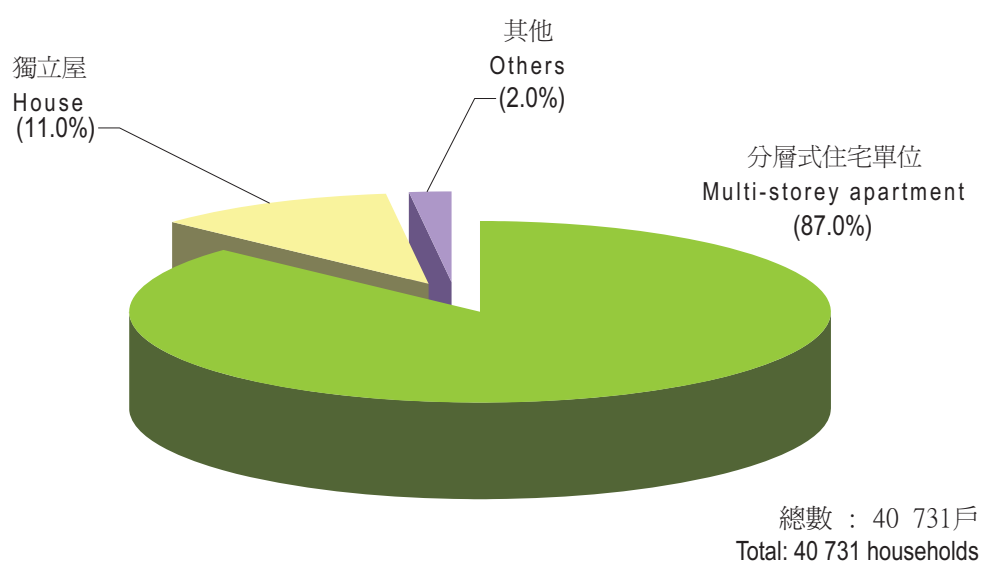
在深圳有香港人居住的40 731個住戶中，極大部分居住在分層式住宅單位，佔87.0%(35 440戶)。只有11.0%(4 479戶)及2.0%(812戶)的住戶分別住在獨立屋及其他類型的單位(圖17)。

Type of Housing

Of the 40 731 households with Hong Kong people having taken up residence in Shenzhen, a great majority of them lived in multi-storey apartments (87.0%; 35 440 households). Those living in houses and other types of units only accounted for 11.0% (4 479 households) and 2.0% (812 households) respectively (Figure 17).

圖17：按居所建築類別劃分在深圳居住的香港人住戶

Figure 17: Households with Hong Kong people having taken up residence in Shenzhen by type of housing





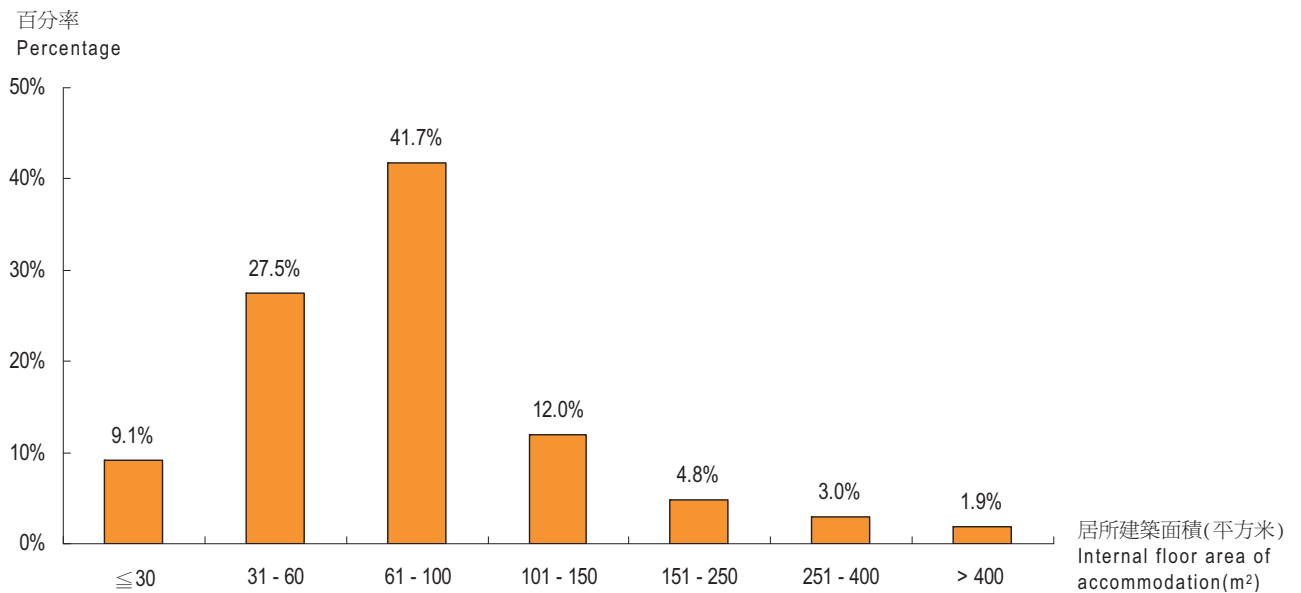
居所面積

在所有住戶中，以佔用建築面積61-100平方米的居所為多數，佔41.7%(16 991戶)，而中位數則是72平方米(圖18)。

Floor Area of Accommodation

Among all households, the majority lived in an accommodation with an internal floor area of 61-100 m² (41.7%; 16 991 households). The median size was 72 m² (Figure 18).

圖18：按居所建築面積劃分在深圳居住的香港人住戶
Figure 18: Households with Hong Kong people having taken up residence in Shenzhen by internal floor area of accommodation



總數：40 731戶
Total: 40 731 households





租置形式

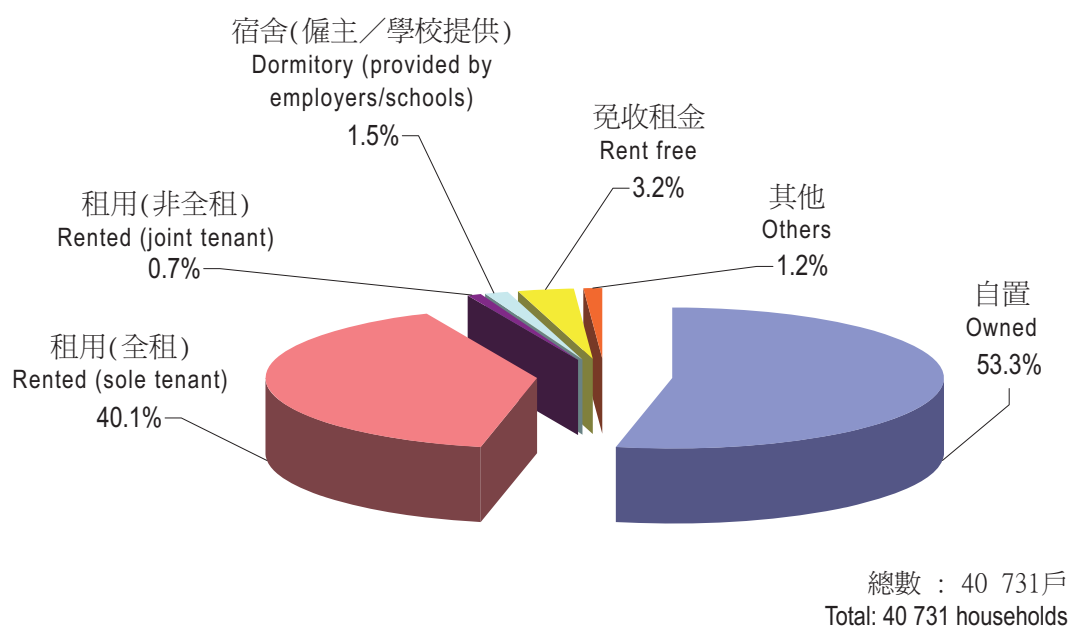
在居所租置形式方面，超過一半（53.3%，21 693戶）的住戶居住在自置物業中，而租戶則佔40.8%（16 618戶），其餘則為由僱主／學校提供的宿舍，或免租的居所等（圖19）。

Tenure of Accommodation

As regards the tenure of accommodation, more than half of the households lived in owned properties (53.3%; 21 693 households), while 40.8% (16 618 households) lived in rented properties. The remaining lived in premises that were provided by employers/schools or rent free, etc (Figure 19).

圖19：按居所租置形式劃分在深圳居住的香港人住戶

Figure 19: Households with Hong Kong people having taken up residence in Shenzhen by tenure of accommodation





自置居所樓價

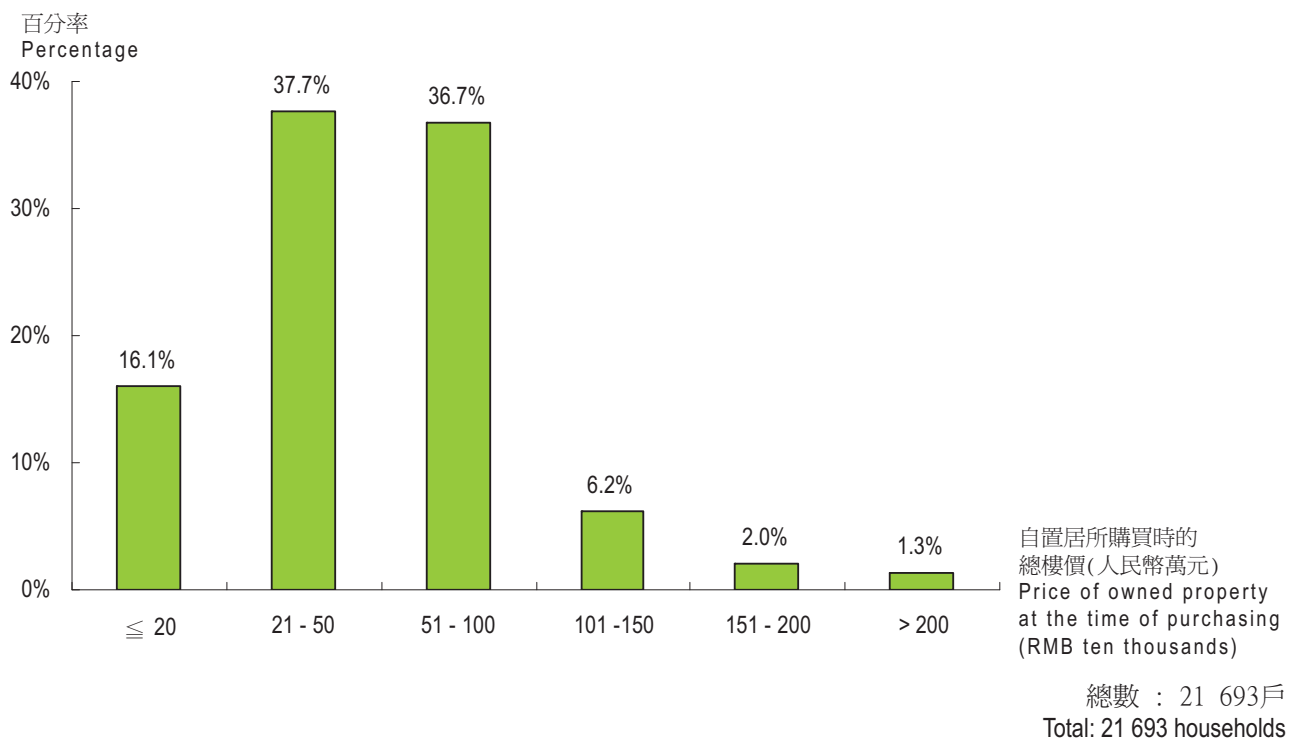
居住於自置居所的住戶，購買物業時樓價的中位數約為50萬元人民幣，其中以價值21-50萬元人民幣的類別稍多，佔37.7%(8 188戶)(圖20)。

Price of Owned Property

For households with owned properties, the median price they paid for their properties at the time of purchasing was RMB 500,000. Properties within the range of RMB 210,000-500,000 occupied a slightly higher proportion, at 37.7% (8 188 households) (Figure 20).

圖20：按購買時的樓價劃分在深圳居住於自置居所的香港人住戶

Figure 20: Households with Hong Kong people who had taken up residence in owned property in Shenzhen by price of property at the time of purchasing





每月按揭供款/租金

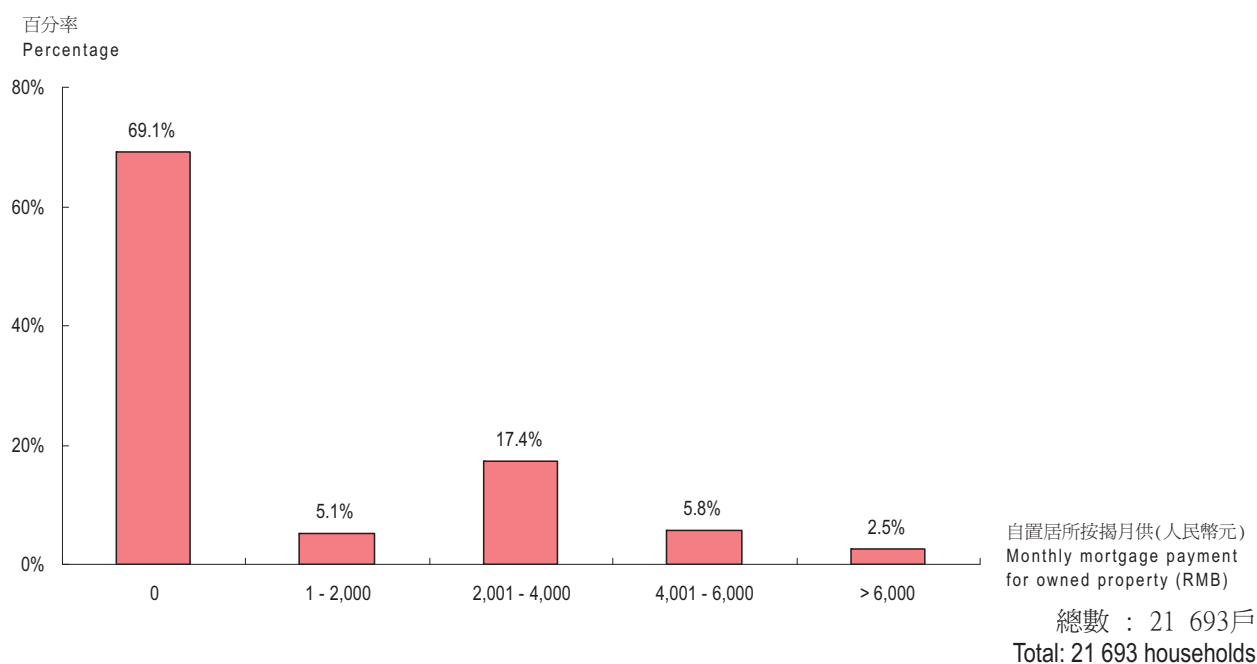
居住在自置物業的住戶，頗大部分(69.1%，14 994戶)無需按揭供款，其餘以按揭月供4,000元人民幣或以下佔多數(22.5%，4 895戶)(圖21)。若只計算需要按揭月供的住戶，按揭月供的中位數約為3,200元人民幣。至於租戶方面，每月租金的中位數為1,600元人民幣，以1,501至2,500元人民幣的組別稍多(38.4%，6 383戶)(圖22)。

Monthly Mortgage / Rental Payment

A relatively significant proportion of households with owned properties did not need to make mortgage payments (69.1%; 14 994 households). Of the remaining, the majority were paying a monthly mortgage of RMB 4,000 or less (22.5%; 4 895 households) (Figure 21). In respect of those households requiring to make monthly mortgage payment, the median mortgage payment was RMB 3,200. For tenants, the median monthly rental payment was RMB 1,600, and a slightly larger proportion of them (38.4%; 6 383 households) were making a rental payment between RMB 1,501 and 2,500 (Figure 22).

圖21：按按揭月供劃分在深圳居住於自置居所的香港人住戶

Figure 21: Households with Hong Kong people who had taken up residence in owned property in Shenzhen by monthly mortgage payment





住戶收入及支出

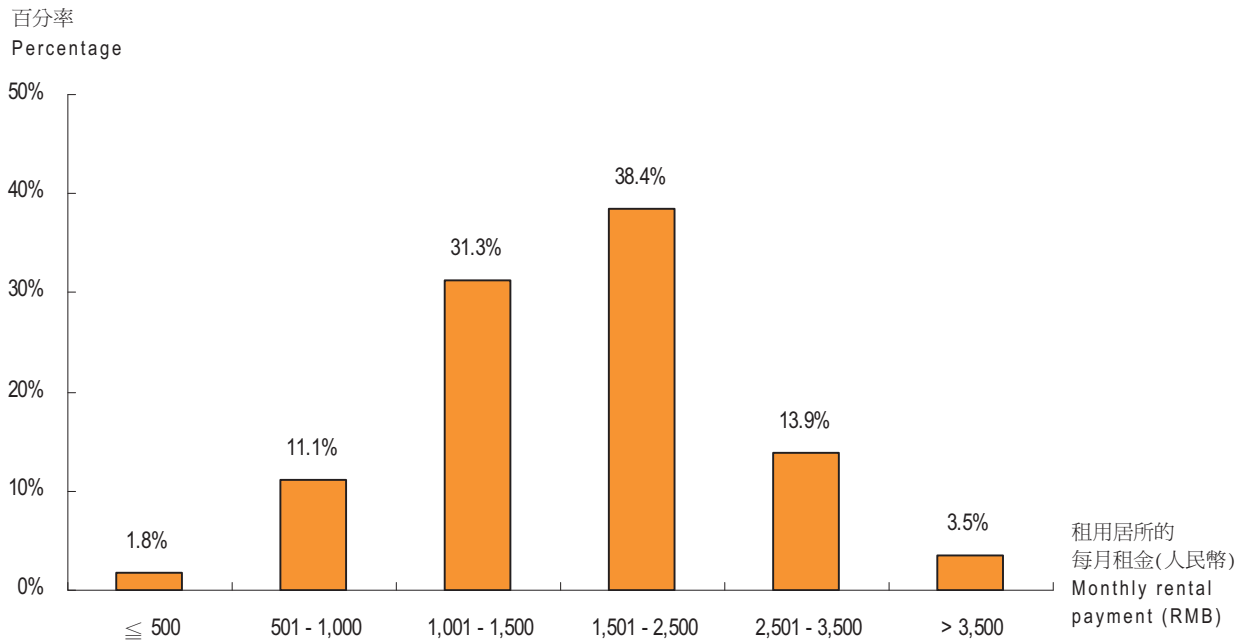
上述香港人住戶的每月收入中位數為10,000元人民幣(圖23)。除住房按揭或租金外，在深圳居住的每月生活費支出的中位數為5,000元人民幣(圖24)。

Income and Expenditure of Households

The median monthly household income of the above households was RMB 10,000 (Figure 23). Excluding mortgage or rental payment, the median monthly cost of living in Shenzhen was RMB 5,000 (Figure 24).

圖22：按每月租金劃分在深圳居住於租用居所的香港人住戶

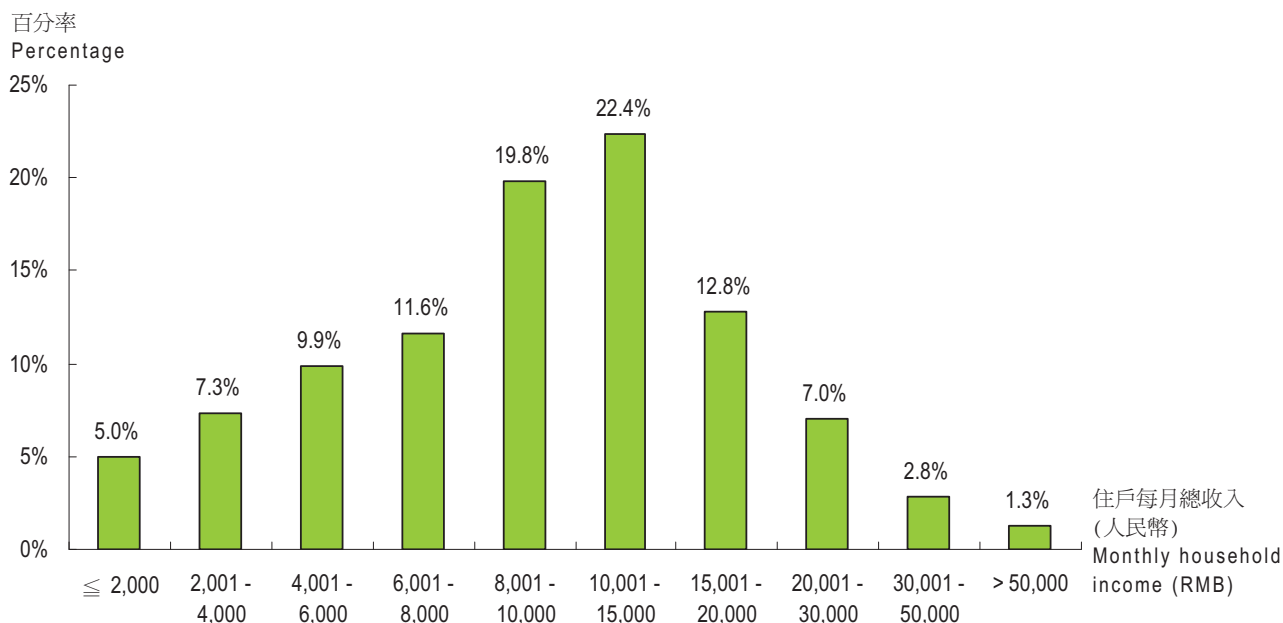
Figure 22: Households with Hong Kong people who had taken up residence in rented property in Shenzhen by monthly rental payment



總數：16 618戶
Total: 16 618 households

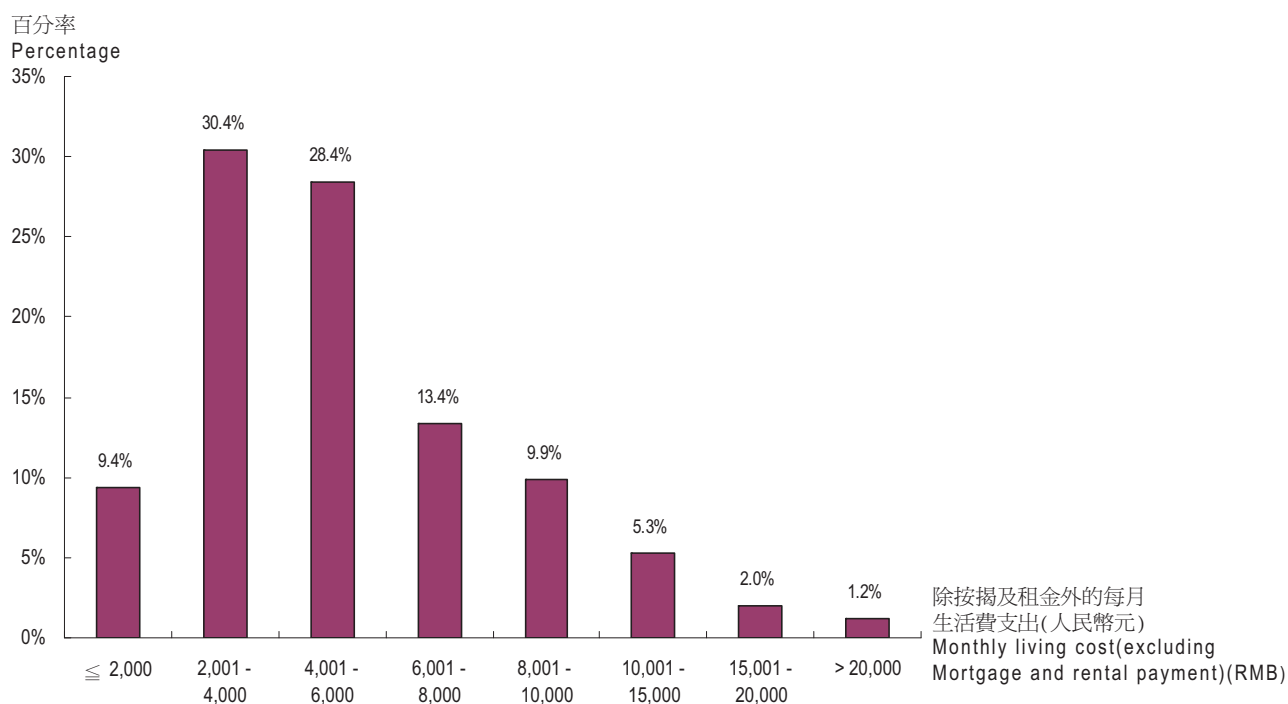


圖23：按住戶每月總收入劃分在深圳居住的香港人住戶
Figure 23: Households with Hong Kong people having taken up residence in Shenzhen by monthly household income



總數：40 731戶
Total: 40 731 households

圖24：按在深圳每月生活費支出(住房按揭及租金除外)劃分在深圳居住的香港人住戶
Figure 24: Households with Hong Kong people having taken up residence in Shenzhen by monthly living cost (excluding property mortgage and rental payment) in Shenzhen



總數：40 731戶
Total: 40 731 households